


# Austria A-Team Handbook

Cricket: Fielding Positions for a right-handed batsman



## 1. General behaviour

- Language:** German and English are the preferred languages to be spoken during all A-Team activities and events (trainings; matches; meetings; etc.);
- Openness:** be open and encourage openness in others; have your say and be honest;
- Confidentiality:** keep it in the team and have loyalty for each other; no gossip;
- No excuses:** don't apologise for actions; get it right and be professional;
- Patience:** if you are omitted, congratulate the selected players (your time will come!);
- Respect:** have and show respect for other team members;
- Be present:** don't just turn up, make a contribution;
- Fun:** enjoy yourself!

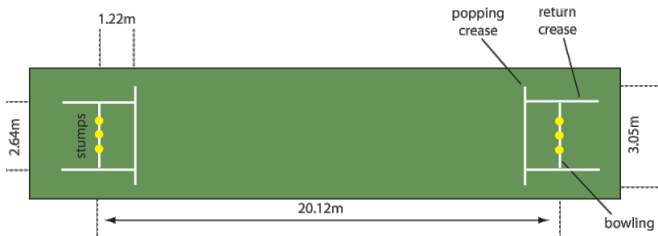
## 2. A-Team activities and events

- Announcements and registration:** all A-Team activities and events (like training sessions; matches; meetings; etc.) including their location and planned start/finish times will be published on the ACA and SNASY websites and Facebook pages well in advance; check these websites regularly;
- Cancellation:** If you cannot make an announced A-Team activity or event (or you expect to be late), you need to let the A-Team management staff know by sending a short mail via Whatsapp ideally at least one day in advance;  
Bad weather conditions will not automatically lead to a cancellation; unless not explicitly communicated by the A-Team management staff or on the websites, you are still required to turn up for all A-Team activities and events, regardless of the weather conditions.
- Punctuality:** make sure you are on time for each announced A-Team activity or event. In case of practice sessions, this means you need to be fully dressed and prepared at the designated starting time of the session;  
If you have to leave prior to the end of the activity or event, let one of the coaches know on your arrival, otherwise everyone stays till the end;
- Family and friends:** except during dropping-off and picking-up, family and friends are not welcome to attend or watch practice sessions, meetings and internal practice matches of the Austrian A-Team. During official friendly matches, family and friends are of course welcome to support you, however your place is with the A-Team at all times (this also applies in case you are a reserve player for the game).

## 3. Personal equipment

Each A-Team player is responsible for obtaining and using his or her own personal equipment:

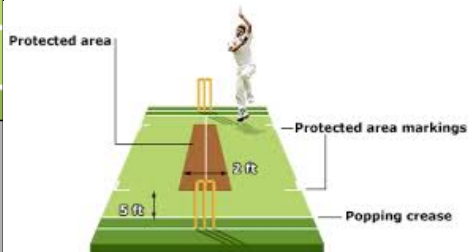
- Bat:** the A-Team management staff or the ACA cannot be held responsible for bats being broken by your own usage or bats being broken while being borrowed out to other players;
- Compulsory personal protection:**
  - **Helmet** (to be worn at all times while batting and close catching);
  - **Abdominal guard/„Hodenschutz“** (to be worn at all times while batting; highly recommended to be worn while fielding as well);
  - **batting gloves;**
  - **leg guards;**
  - **outer thigh pad;**
- Optional personal protection equipment** to make you feel safe and confident while batting and fielding, like inner thigh pad, arm guard, chest guard and shin guards (highly recommended to be worn while fielding).
- Mobile phones, social media and press**
  - Mobile phones,** smartphones, tablets, etc. must be and stay switched off and be held out of sight during all A-Team activities and events (trainings; matches; meetings; etc.);
  - Postings on social media** like Facebook, Twitter, Youtube, etc. regarding your personal involvement within the A-Team or the A-Team in general are strictly forbidden at all times;
  - Talking to the press** is only allowed after approval by the coaching staff. In case of queries by the press, just refer to the A-Team management staff or the ACA.
- Fines and repercussions**
  - First warning:** If you break any of the above ground rules, you will receive a first warning;
  - Second and final warning:** In case of a second offence, you will receive your second and final warning;
  - Suspension:** A third offence will lead to an automatic suspension from all A-Team activities; the A-Team management staff will let you know within one week about their next course of action, which may be removal from the Austrian A-Team



### Batting stroke selection

Diagram of a batsman in a batting stance with arrows indicating "OFF SIDE" and "LEG SIDE". Below is a color-coded field diagram and a legend for batting strokes:

Off drive	Sweep
Straight drive	Forcing shot
On drive	Square cut
Leave	Pull
Forward defence	Hook
Back defence	



Runs scored off the bat

• 1 2 3 4 5 6

Wicket fallen

w w+

Leg byes

▽ ▽ ▽ ▽ ▽

Byes

△ △ △ △ △

Wides

+ † ‡ † †

No balls - extra runs, not off the bat

○ ○ ○ ○ ○

No balls - extra runs, off the bat

○ ① ② ③ ④ ⑤ ⑥



Created by: Harold Horsman